



Oxford Cambridge and RSA

Wednesday 14 October 2020 – Afternoon

A Level Mathematics A

H240/02 Pure Mathematics and Statistics

Time allowed: 2 hours



You must have:

- the Printed Answer Booklet
- a scientific or graphical calculator

INSTRUCTIONS

- Use black ink. You can use an HB pencil, but only for graphs and diagrams.
- Write your answer to each question in the space provided in the **Printed Answer Booklet**. If you need extra space use the lined pages at the end of the Printed Answer Booklet. The question numbers must be clearly shown.
- Fill in the boxes on the front of the Printed Answer Booklet.
- Answer **all** the questions.
- Where appropriate, your answer should be supported with working. Marks might be given for using a correct method, even if your answer is wrong.
- Give non-exact numerical answers correct to 3 significant figures unless a different degree of accuracy is specified in the question.
- The acceleration due to gravity is denoted by $g \text{ m s}^{-2}$. When a numerical value is needed use $g = 9.8$ unless a different value is specified in the question.
- Do **not** send this Question Paper for marking. Keep it in the centre or recycle it.

INFORMATION

- The total mark for this paper is **100**.
- The marks for each question are shown in brackets [].
- This document has **12** pages.

ADVICE

- Read each question carefully before you start your answer.

Formulae

A Level Mathematics A (H240)

Arithmetic series

$$S_n = \frac{1}{2}n(a+l) = \frac{1}{2}n\{2a+(n-1)d\}$$

Geometric series

$$S_n = \frac{a(1-r^n)}{1-r}$$

$$S_\infty = \frac{a}{1-r} \quad \text{for } |r| < 1$$

Binomial series

$$(a+b)^n = a^n + {}^nC_1 a^{n-1}b + {}^nC_2 a^{n-2}b^2 + \dots + {}^nC_r a^{n-r}b^r + \dots + b^n \quad (n \in \mathbb{N}),$$

$$\text{where } {}^nC_r = {}_nC_r = \binom{n}{r} = \frac{n!}{r!(n-r)!}$$

$$(1+x)^n = 1 + nx + \frac{n(n-1)}{2!}x^2 + \dots + \frac{n(n-1)\dots(n-r+1)}{r!}x^r + \dots \quad (|x| < 1, n \in \mathbb{R})$$

Differentiation

$f(x)$	$f'(x)$
$\tan kx$	$k \sec^2 kx$
$\sec x$	$\sec x \tan x$
$\cot x$	$-\operatorname{cosec}^2 x$
$\operatorname{cosec} x$	$-\operatorname{cosec} x \cot x$

$$\text{Quotient rule } y = \frac{u}{v}, \quad \frac{dy}{dx} = \frac{v \frac{du}{dx} - u \frac{dv}{dx}}{v^2}$$

Differentiation from first principles

$$f'(x) = \lim_{h \rightarrow 0} \frac{f(x+h) - f(x)}{h}$$

Integration

$$\int \frac{f'(x)}{f(x)} dx = \ln|f(x)| + c$$

$$\int f'(x)(f(x))^n dx = \frac{1}{n+1}(f(x))^{n+1} + c$$

$$\text{Integration by parts } \int u \frac{dv}{dx} dx = uv - \int v \frac{du}{dx} dx$$

Small angle approximations

$$\sin \theta \approx \theta, \quad \cos \theta \approx 1 - \frac{1}{2}\theta^2, \quad \tan \theta \approx \theta \quad \text{where } \theta \text{ is measured in radians}$$

Trigonometric identities

$$\sin(A \pm B) = \sin A \cos B \pm \cos A \sin B$$

$$\cos(A \pm B) = \cos A \cos B \mp \sin A \sin B$$

$$\tan(A \pm B) = \frac{\tan A \pm \tan B}{1 \mp \tan A \tan B} \quad \left(A \pm B \neq \left(k + \frac{1}{2}\right)\pi\right)$$

Numerical methods

Trapezium rule: $\int_a^b y \, dx \approx \frac{1}{2}h\{(y_0 + y_n) + 2(y_1 + y_2 + \dots + y_{n-1})\}$, where $h = \frac{b-a}{n}$

The Newton-Raphson iteration for solving $f(x) = 0$: $x_{n+1} = x_n - \frac{f(x_n)}{f'(x_n)}$

Probability

$$P(A \cup B) = P(A) + P(B) - P(A \cap B)$$

$$P(A \cap B) = P(A)P(B|A) = P(B)P(A|B) \quad \text{or} \quad P(A|B) = \frac{P(A \cap B)}{P(B)}$$

Standard deviation

$$\sqrt{\frac{\sum(x-\bar{x})^2}{n}} = \sqrt{\frac{\sum x^2}{n} - \bar{x}^2} \quad \text{or} \quad \sqrt{\frac{\sum f(x-\bar{x})^2}{\sum f}} = \sqrt{\frac{\sum fx^2}{\sum f} - \bar{x}^2}$$

The binomial distribution

If $X \sim B(n, p)$ then $P(X = x) = \binom{n}{x} p^x (1-p)^{n-x}$, mean of X is np , variance of X is $np(1-p)$

Hypothesis test for the mean of a normal distribution

If $X \sim N(\mu, \sigma^2)$ then $\bar{X} \sim N\left(\mu, \frac{\sigma^2}{n}\right)$ and $\frac{\bar{X} - \mu}{\sigma/\sqrt{n}} \sim N(0, 1)$

Percentage points of the normal distribution

If Z has a normal distribution with mean 0 and variance 1 then, for each value of p , the table gives the value of z such that $P(Z \leq z) = p$.

p	0.75	0.90	0.95	0.975	0.99	0.995	0.9975	0.999	0.9995
z	0.674	1.282	1.645	1.960	2.326	2.576	2.807	3.090	3.291

Kinematics

Motion in a straight line

$$v = u + at$$

$$s = ut + \frac{1}{2}at^2$$

$$s = \frac{1}{2}(u + v)t$$

$$v^2 = u^2 + 2as$$

$$s = vt - \frac{1}{2}at^2$$

Motion in two dimensions

$$\mathbf{v} = \mathbf{u} + \mathbf{a}t$$

$$\mathbf{s} = \mathbf{u}t + \frac{1}{2}\mathbf{a}t^2$$

$$\mathbf{s} = \frac{1}{2}(\mathbf{u} + \mathbf{v})t$$

$$\mathbf{s} = \mathbf{v}t - \frac{1}{2}\mathbf{a}t^2$$

Section A: Pure Mathematics

Answer **all** the questions.1 (a) Differentiate the following with respect to x .

(i) $(2x+3)^7$ [2]

(ii) $x^3 \ln x$ [3]

(b) Find $\int \cos 5x dx$. [2](c) Find the equation of the curve through (1, 3) for which $\frac{dy}{dx} = 6x - 5$. [2]

ai) Using chain rule

let $u = 2x + 3$

$$\frac{du}{dx} = 2.$$

$$y = u^7$$

$$\frac{dy}{du} = 7u^6$$

$$\frac{dy}{dx} = \frac{dy}{du} \times \frac{du}{dx}$$

$$= 7(2x+3)^6 \times 2$$

$$= 14(2x+3)^6$$

ii) $y = \underbrace{x^3}_u \underbrace{\ln x}_v$

$$\frac{dy}{dx} = u v' + v u'$$

Product Rule

Using Product Rule

$$u = x^3$$

$$v = \ln x$$

$$u' = 3x^2$$

$$v' = \frac{1}{x}$$

$$\frac{dy}{dx} = x^3 \times \frac{1}{x} + 3x^2 \ln x$$

$$\frac{dy}{dx} = x^2 + 3x^2 \ln x$$

$$= x^2 (1 + 3 \ln x)$$

$$b) \int \cos 5x \, dx$$

(let $5x = u$)

$$\frac{du}{dx} = 5 \quad \therefore dx = \frac{du}{5}$$

$$\int \cos u \, dx$$

$$\int \cos u \times \frac{du}{5}$$

$$= \frac{1}{5} \int \cos u \, du$$

$$= \frac{\sin u}{5} + C \quad \text{but } u = 5x \therefore \frac{\sin 5x + C}{5}$$

$$c) (1, 3) \quad \text{and} \quad \frac{dy}{dx} = 6x - 5$$

$$\int \frac{dy}{dx} \, dx \Rightarrow y$$

$$\int 6x - 5 \, dx$$

$$= \frac{6x^2}{2} - 5x + C \Rightarrow 3x^2 - 5x + C$$

@ (1, 3)

$$3 = 3(1)^2 - 5(1) + c$$

$$3 = 3 - 5 + c$$

$$c = 5$$

$$\therefore y = 3x^2 - 5x + 5$$

2 Simplify fully $\frac{2x^3 + x^2 - 7x - 6}{x^2 - x - 2}$.

[4]

Step 1

Factorise the denominator

$$x^2 - x - 2 = (x+1)(x-2)$$

Step 2

check if any/all of the factors of denominators are factors of the numerator

$$\begin{aligned} f(-1) &= 2(-1)^3 + (-1)^2 - 7(-1) - 6 \\ &= -2 + 1 + 7 - 6 \\ &= 0 \end{aligned}$$

$\therefore (x+1)$ is a factor

$$\begin{aligned} f(2) &= 2(2)^3 + (2)^2 - 7(2) - 6 \\ &= 16 + 4 - 14 - 6 \\ &= 0 \end{aligned}$$

$\therefore (x-2)$ is a factor

Step 3

Find the 3rd factor if its present

$$A(x+1)(x-2) = 2x^3 + x^2 - 7x - 6$$

$$\star \text{ Coeff of } x^3 = 2$$

$$\therefore A = 2x + B$$

$$+1x - 2 + B = -6.$$

$$B = 3$$

$$\therefore A = 2x + 3$$

$$\frac{(2x+3) \cancel{(x+1)} \cancel{(x-2)}}{\cancel{(x+1)} \cancel{(x-2)}}$$

$$\therefore \text{Ans} = 2x + 3$$

3 In this question you should assume that $-1 < x < 1$.

(a) For the binomial expansion of $(1-x)^{-2}$

(i) find and simplify the first four terms, [2]

(ii) write down the term in x^n . [1]

(b) Write down the sum to infinity of the series $1+x+x^2+x^3+\dots$. [1]

(c) Hence or otherwise find and simplify an expression for $2+3x+4x^2+5x^3+\dots$ in the form $\frac{a-x}{(b-x)^2}$ where a and b are constants to be determined. [3]

a) Using the formula

$$(1+x)^n = 1 + nx + \frac{n(n-1)}{2!}x^2 + \dots$$

$$(1-x)^{-2}$$

$$\Rightarrow 1 + (-2)(-x) + \frac{(-2)(-3)(-x)^2}{2!}$$

$$+ \frac{(-1)\cancel{(-3)}(-4)(-x)^3}{3! (\cancel{3} \times 2 \times 1)}$$

$$\Rightarrow 1 + 2x + 3x^2 + 4x^3 + \dots$$

$$ii) x^n = (n+1)x^n$$

$$b) \text{ Sum to infinity} = \frac{1}{1-x}$$

c) Recognize that;

$$2 + 3x + 4x^2 + 5x^3 \dots = \underbrace{1 + x + x^2 + x^3 \dots}_{\substack{\text{Sum to infinity} \\ \uparrow}} + \underbrace{1 + 2x + 3x^2 + 4x^3 \dots}_{\substack{\downarrow \\ \text{expansion calculated} \\ \text{in (a)}}}$$

$$= \frac{1}{1-x} + (1-x)^{-2}$$

$$= \frac{1}{1-x} + \frac{1}{(1-x)^2}$$

$$= \frac{1-x+1}{(1-x)^2}$$

$$\Rightarrow \frac{2-x}{(1-x)^2}$$

4 In this question you must show detailed reasoning.

Solve the equation $3 \sin^4 \phi + \sin^2 \phi = 4$, for $0 \leq \phi < 2\pi$, where ϕ is measured in radians. [5]

$$3 \sin^4 \phi + \sin^2 \phi - 4 = 0$$

Factorising the above;

$$(3 \sin^2 \phi + 4) (\sin^2 \phi - 1) = 0$$

let $\sin^2 \phi = a$ for simplicity purposes

$$(3a + 4) (a - 1) = 0$$

$$a = -\frac{4}{3} \quad (\text{not in range})$$

$$a = 1 \quad \checkmark$$

$$\sin^2 \phi = 1$$

$$\sin \phi = \pm 1$$

$$\sin^{-1}(1) = \frac{\pi}{2}, \frac{3\pi}{2}$$

+		+
-√	S	A ✓
T ✓		C
-		-

- 5** (a) Determine the set of values of n for which $\frac{n^2-1}{2}$ and $\frac{n^2+1}{2}$ are positive integers. [3]

A 'Pythagorean triple' is a set of three positive integers a , b and c such that $a^2 + b^2 = c^2$.

- (b) Prove that, for the set of values of n found in part (a), the numbers n , $\frac{n^2-1}{2}$ and $\frac{n^2+1}{2}$ form a Pythagorean triple. [2]

$$\begin{aligned} \text{a) } \frac{n^2-1}{2} > 0 \quad \text{or} \quad \frac{n^2-1}{2} \geq 1 \\ n^2-1 \geq 2 \\ n^2 \geq 3 \\ n \geq \sqrt{3} \end{aligned}$$

$$\begin{aligned} \text{b) } n^2 + \left(\frac{n^2-1}{2}\right)^2 \\ = n^2 + \frac{n^4 - 2n^2 + 1}{4} \\ = \frac{n^4 + 2n^2 + 1}{4} \\ = \left(\frac{n^2+1}{2}\right)^2 \end{aligned}$$

6 Prove that $\sqrt{2} \cos(2\theta + 45^\circ) \equiv \cos^2\theta - 2\sin\theta\cos\theta - \sin^2\theta$, where θ is measured in degrees. [3]

$$\begin{aligned} \cos(A+B) &= \cos A \cos B - \sin A \sin B \\ \cos(2\theta + 45) &= \cos 2\theta \cos 45 - \sin 2\theta \sin 45 \\ &= \frac{1}{\sqrt{2}} \cos 2\theta - \frac{1}{\sqrt{2}} \sin 2\theta \end{aligned}$$

$$\sqrt{2} \left(\frac{1}{\sqrt{2}} (\cos 2\theta - \sin 2\theta) \right)$$

$$\Rightarrow \cos 2\theta - \sin 2\theta$$

$$\cos(A+A) = \cos^2 A - \sin^2 A$$

$$\sin(A+A) = 2\sin A \cos A$$

$$= \cos^2 \theta - \sin^2 \theta - 2\sin\theta\cos\theta$$

$$= \cos^2 \theta - 2\sin\theta\cos\theta - \sin^2 \theta \quad \text{as required}$$

7 A and B are fixed points in the x - y plane. The position vectors of A and B are \mathbf{a} and \mathbf{b} respectively.

State, with reference to points A and B , the geometrical significance of

(a) the quantity $|\mathbf{a} - \mathbf{b}|$, [1]

(b) the vector $\frac{1}{2}(\mathbf{a} + \mathbf{b})$. [1]

The circle P is the set of points with position vector \mathbf{p} in the x - y plane which satisfy

$$\left| \mathbf{p} - \frac{1}{2}(\mathbf{a} + \mathbf{b}) \right| = \frac{1}{2}|\mathbf{a} - \mathbf{b}|.$$

(c) State, in terms of \mathbf{a} and \mathbf{b} ,

(i) the position vector of the centre of P , [1]

(ii) the radius of P . [1]

It is now given that $\mathbf{a} = \begin{pmatrix} 2 \\ -1 \end{pmatrix}$, $\mathbf{b} = \begin{pmatrix} 4 \\ 5 \end{pmatrix}$ and $\mathbf{p} = \begin{pmatrix} x \\ y \end{pmatrix}$.

(d) Find a cartesian equation of P . [4]

a) Length of AB

b) Midpoint of AB

ci) Centre = $\frac{1}{2}(\mathbf{a} + \mathbf{b})$

ii) radius = $\frac{1}{2}|\mathbf{a} - \mathbf{b}|$

$$d) \text{ centre} = \frac{1}{2} \left[\begin{pmatrix} 2 \\ -1 \end{pmatrix} + \begin{pmatrix} 4 \\ 5 \end{pmatrix} \right]$$

$$= \frac{1}{2} \begin{pmatrix} 6 \\ 4 \end{pmatrix} = \begin{pmatrix} 3 \\ 2 \end{pmatrix} \Rightarrow (3, 2)$$

$$\text{radius} = \frac{1}{2} \left| \begin{pmatrix} 2 \\ -1 \end{pmatrix} - \begin{pmatrix} 4 \\ 5 \end{pmatrix} \right|$$

$$\frac{1}{2} \begin{pmatrix} -2 \\ -6 \end{pmatrix}$$

$$r = \frac{1}{2} \sqrt{(-2)^2 + (-6)^2}$$

$$r = \frac{1}{2} \times 2\sqrt{10} = \underline{\underline{\sqrt{10}}}$$

\therefore Eqn of the circle is $= (x-a)^2 + (y-b)^2 = r^2$
 where (a, b) is the centre and r is
 the radius

$$\Rightarrow (x-3)^2 + (y-2)^2 = 10$$

- 8 The rate of change of a certain population P at time t is modelled by the equation $\frac{dP}{dt} = (100 - P)$.

Initially $P = 2000$.

- (a) Determine an expression for P in terms of t . [7]

- (b) Describe how the population changes over time. [2]

$$a) \frac{dP}{dt} = (100 - P)$$

$$\int \frac{1}{(100 - P)} dP = \int dt$$

$$\Rightarrow -\ln |100 - P| = t + C$$

When $t = 0$ $P = 2000$

$$\Rightarrow -\ln |100 - 2000| = 0 + C$$

$$C = -\ln 1900$$

$$\Rightarrow -\ln |100 - P| = t - \ln 1900$$

$$t = \ln 1900 - \ln |100 - P|$$

$$t = \ln \left(\frac{1900}{|100 - P|} \right)$$

From laws of logs

$$\therefore e^t = \frac{1900}{1100 - P}$$

$$|1100 - P| = \frac{1900}{e^t} = 1900e^{-t}$$

$$P - 1100 = 1900e^{-t}$$

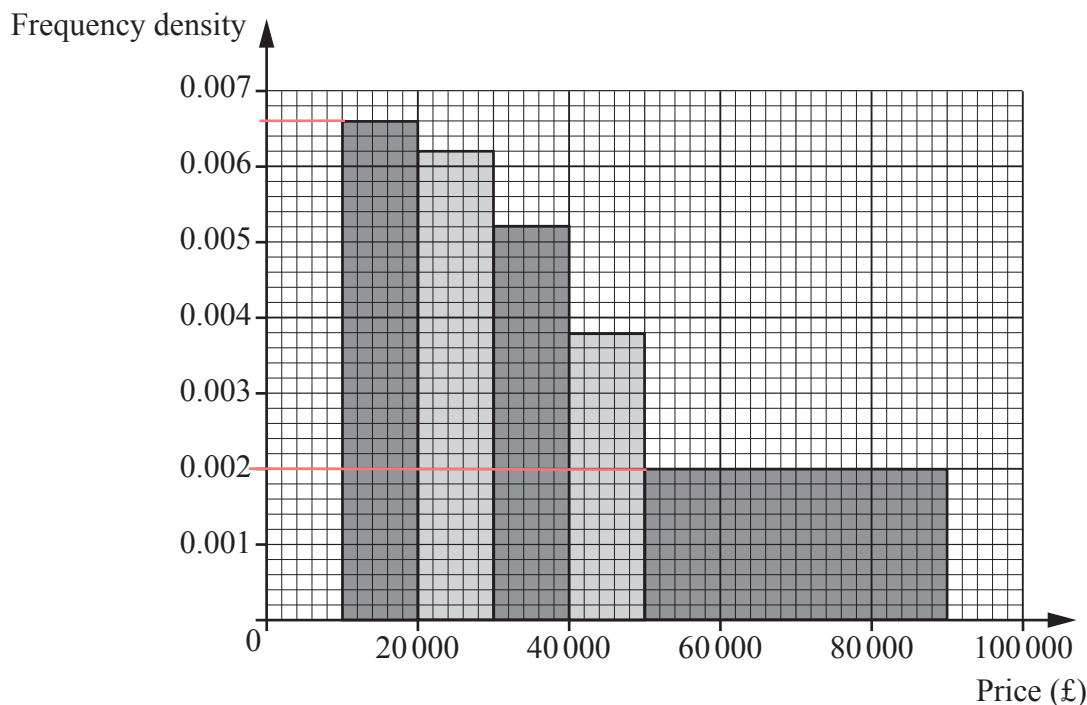
$$\therefore P = 1900e^{-t} + 1100$$

b) \rightarrow When $t=0$ $P=2000$

\rightarrow As $t \rightarrow \infty$ $P \rightarrow 1100$

Section B: Statistics
Answer **all** the questions.

- 9 The histogram shows information about the numbers of cars in five different price ranges, sold in one year at a car showroom.



It is given that 66 cars in the price range £10 000 to £20 000 were sold.

- (a) Find the number of cars sold in the price range £50 000 to £90 000. [1]
- (b) State the units of the frequency density. [1]
- (c) Suggest one change that the management could make to the diagram so that it would provide more information. [1]
- (d) Estimate the number of cars sold in the price range £50 000 to £60 000. [1]

a) $90,000 - 50,000 = 40,000$ (class width)

$$40,000 \times 0.002 = 80$$

↑
frequency density

b) Frequency per £

c) Show frequency densities for 4 separate classes within £50,000 - £90,000

d) $10,000 \times 0.002 = 20$

- 10 Pierre is a chef. He claims that 90% of his customers are satisfied with his cooking. Yvette suspects that Pierre is over-confident about the level of satisfaction amongst his customers. She talks to a random sample of 15 of Pierre's customers, and finds that 11 customers say that they are satisfied. She then performs a hypothesis test.

Carry out the test at the 5% significance level.

[7]

$$H_0: p = 0.9$$

$$H_1: p < 0.9$$

where p is the probability that a customer is satisfied

Test

$$X \sim B(15, 0.9)$$

$$P(X \leq 11)$$

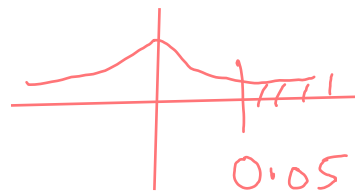
From calculator

$$= 0.0556$$

$$0.0556 > 0.05$$

\therefore There is not sufficient evidence to reject H_0 .

\therefore There is insufficient evidence that Pierre is overconfident.



- 11 As part of a research project, the masses, m grams, of a random sample of 1000 pebbles from a certain beach were recorded. The results are summarised in the table.

Mass (g)	$50 \leq m < 150$	$150 \leq m < 200$	$200 \leq m < 250$	$250 \leq m < 350$
Frequency	162	318	355	165

- (a) Calculate estimates of the mean and standard deviation of these masses. [2]

The masses, x grams, of a random sample of 1000 pebbles on a different beach were also found. It was proposed that the distribution of these masses should be modelled by the random variable $X \sim N(200, 3600)$.

- (b) Use the model to find $P(150 < X < 210)$. [1]

- (c) Use the model to determine x_1 such that $P(160 < X < x_1) = 0.6$, giving your answer correct to five significant figures. [3]

It was found that the smallest and largest masses of the pebbles in this second sample were 112g and 288g respectively.

- (d) Use these results to show that the model may not be appropriate. [1]

- (e) Suggest a different value of a parameter of the model in the light of these results. [2]

Class	Mid Point	Freq	$F \times MP$
50-150	100	162	16,200
150-200	175	318	55,650
200-250	225	355	79,875
250-350	300	165	49,500
		<u>1000</u>	<u>201,225</u>

$$\frac{\sum f(x)}{\sum f} = \frac{201,225}{1000} = 201.225 = 201 \text{ (3sf)}$$

$$\text{dii) } SD = \sqrt{\frac{\sum f(x)^2}{\sum f(x)} - (\text{Mean})^2} \rightarrow \text{Variance}$$

Class	Mid Point ²	Freq	FxMP ²
50-150	100 ²	162	1,620,000
150-200	175 ²	318	9,738,750
200-250	225 ²	355	17,971,875
250-350	300 ²	165	14,850,000
		1000	44,180,625

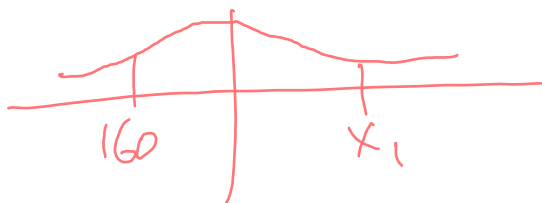
$$\Rightarrow \sqrt{\frac{44,180,625}{1000} - (201.225)^2}$$

$$= 60.7 \text{ (3sf)}$$

$$\text{b) } = 0.364 \text{ (3sf)}$$

$$\text{c) } P(160 < X < x_1) = 0.6$$

$$\text{① } P(X < 160) = 0.25249.$$



$$\begin{aligned}\therefore x_1 &= \Phi^{-1}(0.6 + 0.25249) \\ &= 262.83 \text{ (5.s.f.)}\end{aligned}$$

d) $\mu + 2\sigma =$

$$201 + 2(60.7) = 322.4 \text{ (Upper limit)}$$

$$201 - 2(60.7) = 79.6 \text{ (Lower Limit)}$$

\therefore 112 \geq 288 are within 2sd from mean

$$P(X < 112) = 0.0708$$

$$0.0708 > 0.025$$

\therefore The model is not suitable

e) The solution is reducing the s.d

$$288 - 112 = 4\sigma$$

$$176 = 4\sigma$$

$$\sigma = 44$$

- 12 In the past, the time for Jeff's journey to work had mean 45.7 minutes and standard deviation 5.6 minutes. This year he is trying a new route. In order to test whether the new route has reduced his journey time, Jeff finds the mean time for a random sample of 30 journeys using the new route. He carries out a hypothesis test at the 2.5% significance level.

Jeff assumes that, for the new route, the journey time has a normal distribution with standard deviation 5.6 minutes.

(a) State appropriate null and alternative hypotheses for the test. [2]

(b) Determine the rejection region for the test. [4]

$$a) H_0: \mu = 45.7$$

$$H_1: \mu < 45.7$$

where μ = mean of all new journey times

$$b) \bar{X} \sim N\left(\mu, \frac{\sigma^2}{n}\right)$$

$$\bar{X} \sim N\left(45.7, \frac{5.6^2}{30}\right)$$

We need to find

$$P(\bar{X} < d) = 0.025 \rightarrow \text{significance level}$$

From calculator

$$d = 43.7 \text{ (3sf)}$$

\therefore Rejection region is $\bar{X} < 43.7$

13 Andy and Bev are playing a game.

- The game consists of three points.
- On each point, $P(\text{Andy wins}) = 0.4$ and $P(\text{Bev wins}) = 0.6$.
- If one player wins two consecutive points, then they win the game, otherwise neither player wins.

(a) Determine the probability of the following events.

- (i) Andy wins the game. [2]
- (ii) Neither player wins the game. [3]

Andy and Bev now decide to play a match which consists of a series of games.

- In each game, if a player wins the game then they win the match.
- If neither player wins the game then the players play another game.

(b) Determine the probability that Andy wins the match. [3]

ai) For Andy to win ;

+ AA (Andy twice consecutively)
 + BAA (Bev then Andy consecutively)

$$= 0.4^2 + 0.6(0.4)^2$$

$$= 0.256$$

ii) ABA
 BAB

$$= (0.4 \times 0.6 \times 0.4) + (0.6 \times 0.4 \times 0.6)$$

$$= 0.24$$

- b) ✓ Andy wins
 ✓ They both lose match ① and Andy wins match ②
 ✓ They both lose ① & ② and A wins match 3
 and on and on.

$$0.256 + 0.24(0.256) + 0.24^2(0.256) \dots$$

$$\left. \begin{array}{l} a = 0.256 \\ r = 0.24 \end{array} \right\} \text{in a geometric series}$$

$$\therefore \text{Sum to infinity} = \frac{a}{1-r}$$

$$= \frac{0.256}{1-0.24} = \frac{32}{95}$$

14 Table 1 shows the numbers of usual residents in the age range 0 to 4 in 15 Local Authorities (LAs) in 2001 and 2011. The table also shows the increase in the numbers in this age group, and the same increase as a percentage.

	2001	2011	Increase	% Increase
Bolton	16 779	18 765	1 986	11.84%
Bury	11 117	12 235	1 118	10.06%
Knowsley	9 454	9 121	-333	-3.52%
Liverpool	24 840	26 099	1 259	5.07%
Manchester	24 693	36 413	11 720	47.46%
Oldham	15 196	16 491	1 295	8.52%
Rochdale	13 771	14 754	983	7.14%
Salford	12 529	16 255	3 726	29.74%
Sefton	14 896	14 601	-295	-1.98%
St. Helens	10 083	10 269	186	1.84%
Stockport	16 457	17 342	885	5.38%
Tameside	12 803	14 439	1 636	12.78%
Trafford	11 971	14 870	2 899	24.22%
Wigan	17 561	19 681	2 120	12.07%
Wirral	17 475	18 514	1 039	5.95%

Table 1

Fig. 2 shows the increase in each LA in raw numbers, and Fig. 3 shows the percentage increase in each LA.

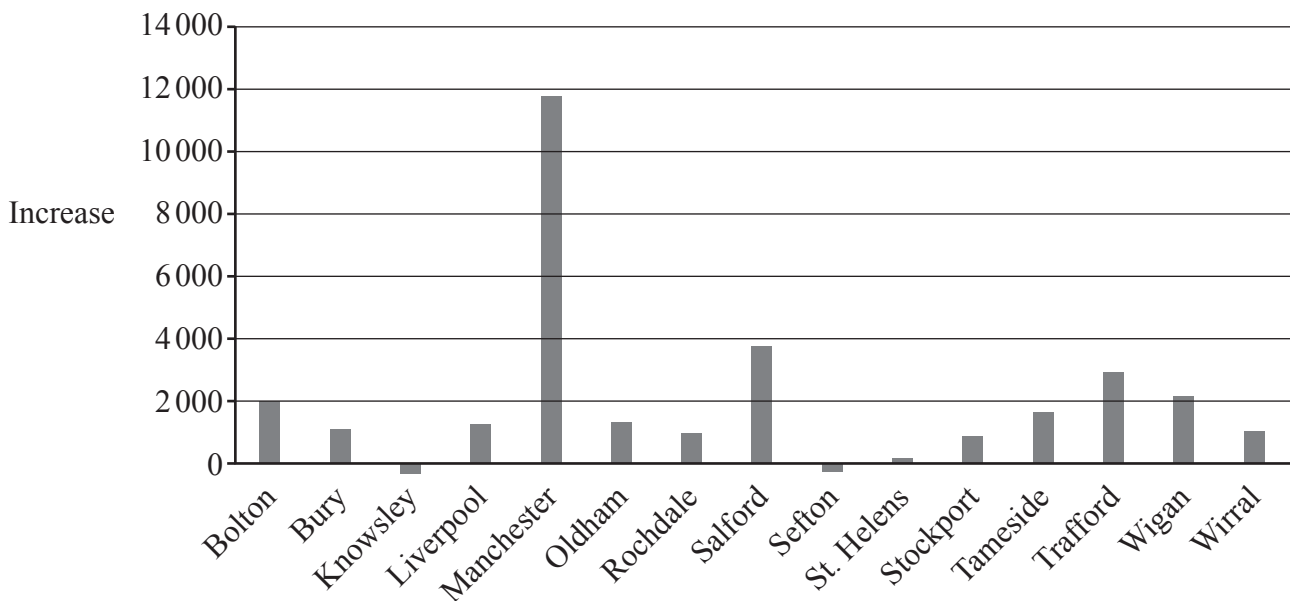


Fig. 2

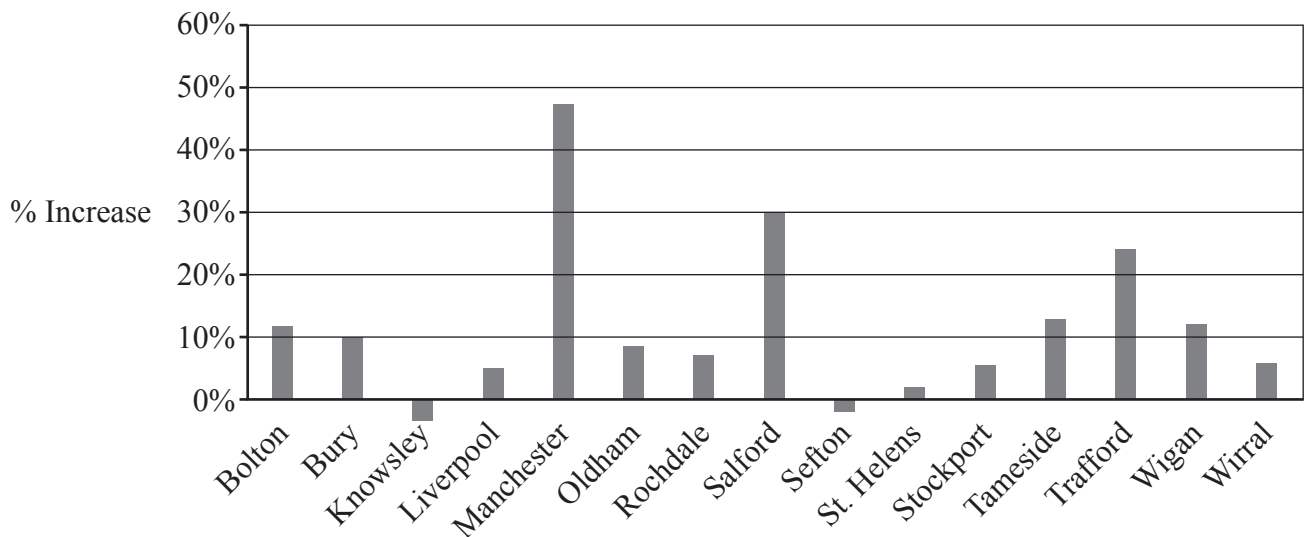


Fig. 3

- (a) The Education Committees in these LAs need to plan for the provision of schools for pupils in their districts.
- Explain why, in this context, the increase is more important than the actual numbers. [1]
 - In which of the following LAs was there likely to have been the greatest need for extra teachers in the years following 2011: Bolton, Sefton, Tameside or Wigan?
Give a reason for your answer. [2]
 - State an assumption about the populations needed to make your answer in part (ii) valid. [1]
- (b) In two of the 15 LAs the proportion of young families is greater than in the other 13 LAs. Suggest, using only data from Fig. 2 and Fig. 3 and/or Table 1, which two LAs these are most likely to be. [2]

ai) - The actual number of extra pupils determines the number of places needed

aii) - Wigan
- Increase in number is greatest there

aiii) ✓ Populations continue growing at the same rate
✓ All LA's have the same teacher : Pupil ratio

- b) - Manchester and Salford
- Highest % or Absolute increase

OR

- Manchester and Liverpool
- The 2 Highest in 2011

15 In this question you must show detailed reasoning.

The random variable X has probability distribution defined as follows.

$$P(X = x) = \begin{cases} \frac{15}{64} \times \frac{2^x}{x!} & x = 2, 3, 4, 5, \\ 0 & \text{otherwise.} \end{cases}$$

(a) Show that $P(X = 2) = \frac{15}{32}$. [1]

The values of three independent observations of X are denoted by X_1 , X_2 and X_3 .

(b) Given that $X_1 + X_2 + X_3 = 9$, determine the probability that at least one of these three values is equal to 2. [6]

Freda chooses values of X at random until she has obtained $X = 2$ exactly three times. She then stops.

(c) Determine the probability that she chooses exactly 10 values of X . [3]

a) $\frac{15}{64} \times \frac{2^2}{2!} = \frac{15}{64} \times \frac{4}{2} = \frac{15}{32}$ as required

b)

5, 2, 2	}	→ each has the same probability
2, 2, 5		
2, 5, 2		
2, 3, 4	}	→ each has the same probability
2, 4, 3		
3, 2, 4		
3, 4, 2		
4, 3, 2		
4, 2, 3		
3, 3, 3		

$$P(X=2) = \frac{15}{32}$$

$$P(X=5) = \frac{5}{80}$$

$$P(X=3) = \frac{5}{16}$$

$$P(X=4) = \frac{5}{32}$$

$$P(X_1 + X_2 + X_3 = 9)$$

$$\Rightarrow 3 \left[\frac{15^2}{32} \times \frac{5}{80} \right] + 6 \left[\frac{15}{32} + \frac{5}{16} + \frac{5}{32} \right] + \left(\frac{5}{16} \right)^3$$

$$= 0.209045$$

$$P(X_1 + X_2 + X_3 = 9 \text{ where at least 1 } X \text{ value} = 2)$$

This is equal to the part circled purple
 $= 0.178528$

Using conditional probability

$$= P(X_1 + X_2 + X_3 = 9, \text{ where at least 1 } X \text{ value} = 2)$$

$$P(X_1 + X_2 + X_3 = 9)$$

$$= \frac{0.178528}{0.209045} = 0.854 \text{ (3sf)}$$

c) $P(\text{she chooses two two's in 9 values of } X)$ (10th try
↓
× $P(X=2)$)

$${}^9C_2 \left(1 - \frac{15}{32}\right)^7 \left(\frac{15}{32}\right)^2 \times \frac{15}{32}$$

$$= 0.0443 \text{ (3sf)}$$